

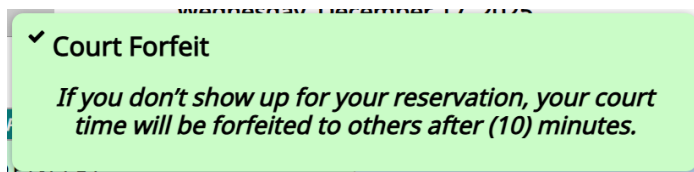
Nettles Island Pickleball players

Here are the instructions for signing in:

- On a computer, smart phone, or tablet, click on or type the link that follows:
<https://nipickleball.onlinecourtreservations.com/reservations>
- Or with a smart device with a camera, you should be able to launch the system just by aiming your camera at the QR code below. Check your camera settings on your smart phone. If aiming it at this code does not take you to the reservation system. (check your camera settings to make sure you are set to read QR Codes) This QR Code is also posted on the fence at the pickleball court ... so you can easily return to the reservation system there too.



When the system launches, you may see some POP-UP notes:
Example:



After reading any messages, tap or click anywhere on the message and it will close.

... Also, messages will close by themselves after 30 seconds.

The Sign-in to the system will be in the upper right of your screen.

If you have never registered on the system you can select
Register as New User

... and follow on screen prompts, registering with your email address.




User ID
Password
☐ Remember me
Sign In
Change Password
Forgot My Password
Register as New User
Cancel

Once you are registered, you can then choose **Sign In**.

WHEN YOU SELF REGISTER PLEASE INCLUDE BOTH YOUR FIRST AND LAST NAME SO IT WILL DISPLAY PROPERLY

ON THE RESERVATION GRID

After you sign in, you will see available time slots (shaded WHITE). These are shown below by red arrows and are valid times that you can make reservations. **All reservations "In-Season" are made on the hour** and are one hour in length. (the 1/2-hour times are all blocked) **The Off-Season screens look a little bit different ... but areas displayed in white are places where you are allowed to make your reservations.**



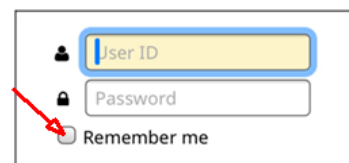
To make a reservation (after signing in) simply tap on any white spot and then select **Reserve**.

If you wish to cancel a reservation, simply sign back into the system again and click on your reservation. ... you will see a choice to cancel it.



Tip:

For easy return to the system without having to type your user ID and password each time you sign in
... **place a check mark in the Remember me box.**



User ID
Password
☒ Remember me

If you need further assistance, or are having problems following these instructions, you can contact:

Brian Riscigno on (305) 321-4892 or email him at
bvriscigno@gmail.com